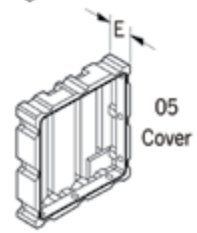
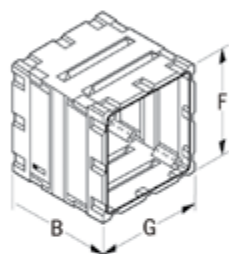
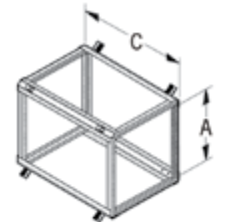


EIA UNITS in/mm A	BODY DEPTH in/mm B	RACK DEPTH in/mm C	COVER HEIGHT in/mm D + E	CASE HEIGHT in/mm F	VOLUME cubic ft/m	WEIGHT lb/kg	SWAY + / -	QUICK SHIP	ZERO PART #	NSN	WARRIOR ZDR 4U-6U
4U 7.12" (181 mm)	21/534	18/457	9/229	16.00/406	7.7/.22	51.0/23.1			ZDR042118-0303		<p>WARRIOR ZDR Shock Mount includes a 19" Rack. All weights are approximate.</p> <p>Std load range: 20-80 lbs (9.1-36.3 kg)</p> <p>+/- = Sway space to be increased or decreased dependent on customer selection.</p> <p>▼ = Decreased Sway Space</p> <p>QS = Quick-Ship is Available</p> <p>Drawing Specifications:</p> <p>Cover Height: 03 = 4.5 in (114.3 mm) (Exterior) 05 = 6.5 in (165.1 mm)</p> <p>Inside Depth: 03 = 3.0 in (76.2 mm) 05 = 5.0 in (127 mm)</p> <p>Case Width G = 27.25 in (692 mm)</p>
			11/279		7.9/.22	52.0/23.5	ZDR042118-0305				
			13/330		8.4/.24	54.0/24.5	ZDR042118-0505				
		9/229	7.7/.22		51.0/23.1	ZDR042121-0303					
		11/279	7.9/.22		52.0/23.5	ZDR042121-0305					
		13/330	8.4/.24		54.0/24.5	ZDR042121-0505					
	24/610	21/534	9/229	16.00/406	8.4/.24	54.0/24.5			ZDR042421-0303		
			11/279		8.7/.25	55.0/24.9	ZDR042421-0305				
			13/330		9.2/.26	57.0/25.9	ZDR042421-0505				
		9/229	8.4/.24		54.0/24.5	ZDR042424-0303					
		11/279	8.7/.25		55.0/24.9	ZDR042424-0305					
		13/330	9.2/.26		57.0/25.9	ZDR042424-0505					
	27/686	24/610	9/229	16.00/406	9.1/.26	57.0/25.9		QS	ZDR042724-0303	8145-01-582-5650	
			11/279		9.5/.27	58.0/26.3	ZDR042724-0305	8145-01-582-5666			
			13/330		10.0/.28	60.0/27.3	ZDR042724-0505				
		9/229	9.1/.26		57.0/25.9	ZDR042727-0303					
		11/279	9.5/.27		58.0/26.3	ZDR042727-0305					
		13/330	10.0/.28		60.0/27.3	ZDR042727-0505					
	30/762	27/686	9/229	16.00/406	9.8/.28	60.0/27.3		QS	ZDR043027-0303	8145-01-582-5683	
			11/279		10.3/.29	61.0/27.7	ZDR043027-0305	8145-01-582-5684			
			13/330		10.8/.31	63.0/28.6	ZDR043027-0505				
		9/229	9.8/.28		60.0/27.3	ZDR043030-0303					
		11/279	10.3/.29		61.0/27.7	ZDR043030-0305					
		13/330	10.8/.31		63.0/28.6	ZDR043030-0505					
5U 8.87" (225 mm)	21/534	18/457	9/229	17.75/451	7.6/.22	61.0/27.7			ZDR052118-0303		
			11/279		9.0/.25	62.0/28.1	ZDR052118-0305				
			13/330		9.3/.26	64.0/29.0	ZDR052118-0505				
		9/229	7.6/.22		61.0/27.7	ZDR052121-0303					
		11/279	9.0/.25		62.0/28.1	ZDR052121-0305					
		13/330	9.3/.26		64.0/29.0	ZDR052121-0505					
	24/610	21/534	9/229	17.75/451	8.7/.25	64.0/29.5			ZDR052421-0303		
			11/279		9.8/.28	65.0/30.0	ZDR052421-0305				
			13/330		10.2/.29	67.0/30.4	ZDR052421-0505				
		9/229	8.7/.25		64.0/29.5	ZDR052424-0303					
		11/279	9.8/.28		65.0/30.0	ZDR052424-0305					
		13/330	10.2/.29		67.0/30.4	ZDR052424-0505					
	27/686	24/610	9/229	17.75/451	9.8/.28	67.0/30.4		QS	ZDR052724-0303	8145-01-582-5687	
			11/279		10.6/.30	68.0/30.9	ZDR052724-0305	8145-01-582-5690			
			13/330		11.1/.31	70.0/31.8	ZDR052724-0505				
		9/229	9.8/.28		67.0/30.4	ZDR052727-0303					
		11/279	10.6/.30		68.0/30.9	ZDR052727-0305					
		13/330	11.1/.31		70.0/31.8	ZDR052727-0505					
	30/762	27/686	9/229	17.75/451	10.9/.31	70.0/31.8		QS	ZDR053027-0303	8145-01-582-5691	
			11/279		11.4/.32	71.0/32.2	ZDR053027-0305	8145-01-582-5435			
			13/330		12.0/.34	73.0/33.1	ZDR053027-0505				
		9/229	10.9/.31		70.0/31.8	ZDR053030-0303					
		11/279	11.4/.32		71.0/32.2	ZDR053030-0305					
		13/330	12.0/.34		73.0/33.1	ZDR053030-0505					
6U 10.63" (270 mm)	24/610	21/534	9/229	17.75/451	9.9/.28	60.0/27.2	+/-		ZDR062421-0303		
			11/279		10.3/.29	61.0/27.7	+/-		ZDR062421-0305		
			13/330		11.1/.31	63.0/28.6	+/-		ZDR062421-0505		
		9/229	9.9/.28		60.0/27.2	+/-		ZDR062424-0303			
		11/279	10.3/.29		61.0/27.7	+/-		ZDR062424-0305			
		13/330	11.1/.31		63.0/28.6	+/-		ZDR062424-0505			
	27/686	24/610	9/229	17.75/451	10.8/.31	63.0/28.6	+/-	QS	ZDR062724-0303	8145-01-582-5438	
			11/279		11.3/.32	64.0/29.1	+/-	QS	ZDR062724-0305	8145-01-582-5447	
			13/330		12.0/.34	66.0/30.0	+/-	QS	ZDR062724-0505		
		9/229	10.8/.31		63.0/28.6	+/-		ZDR062727-0303			
		11/279	11.3/.32		64.0/29.1	+/-		ZDR062727-0305			
		13/330	12.0/.34		66.0/30.0	+/-		ZDR062727-0505			
	30/762	27/686	9/229	17.75/451	11.7/.33	66.0/30.0	+/-	QS	ZDR063027-0303	8145-01-582-5454	
			11/279		12.3/.35	67.0/30.4	+/-	QS	ZDR063027-0305	8145-01-582-5460	
			13/330		12.9/.37	69.0/31.4	+/-	QS	ZDR063027-0505		
		9/229	11.7/.33		66.0/30.0	+/-		ZDR063030-0303			
		11/279	12.3/.35		67.0/30.4	+/-		ZDR063030-0305			
		13/330	12.9/.37		69.0/31.4	+/-		ZDR063030-0505			

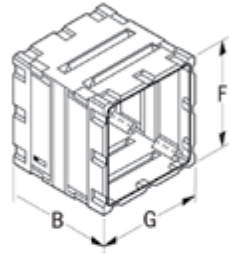
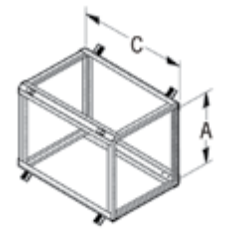


Custom sizes and colors available on special order.
Call 1.800.959.5050
 ©2011 ZERO MANUFACTURING INC., ZERO CASES (UK) LTD. ALL RIGHTS RESERVED. ZERO reserves the right to modify product specifications, features and information. Technical information is known to be correct at the time of publication.



TO LEARN MORE ABOUT ZERO'S WARRIOR™ RACKMOUNT CASES VISIT WWW.ZEROCASES.COM

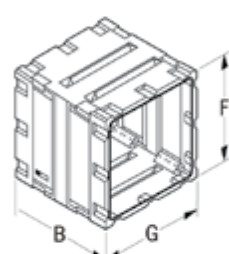
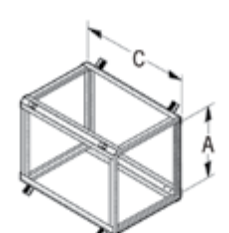
EIA UNITS in/mm A	BODY DEPTH in/mm B	RACK DEPTH in/mm C	COVER HEIGHT in/mm D + E	CASE HEIGHT in/mm F	VOLUME cubic ft/m	WEIGHT lb/kg	SWAY + / -	QUICK SHIP	ZERO PART #	NSN	WARRIOR ZDR 7U-10U
7U 12.37" (314 mm)	24/610	21/534	9/229	21.25/540	11.0/.31	64.0/29.0			ZDR072421-0303		<p>WARRIOR ZDR Shock Mount includes a 19" Rack. All weights are approximate. Std load range: 20-80 lbs (9.1-36.3 kg) +/- = Sway space to be increased or decreased dependent on customer selection.</p> <p>▼ = Decreased Sway Space</p> <p>QS = Quick-Ship is Available</p> <p>Drawing Specifications:</p> <p>Cover Height: 03 = 4.5 in (114.3 mm) (Exterior) 05 = 6.5 in (165.1 mm)</p> <p>Inside Depth: 03 = 3.0 in (76.2 mm) 05 = 5.0 in (127 mm)</p> <p>Case Width G = 27.25 in (692 mm)</p>
			11/279		11.7/.33	65.0/29.4		ZDR072421-0305			
			13/330		12.4/.35	67.0/30.4		ZDR072421-0505			
		9/229	11.0/.31		64.0/29.0		ZDR072424-0303				
		11/279	11.7/.33		65.0/29.4		ZDR072424-0305				
		13/330	12.4/.35		67.0/30.4		ZDR072424-0505				
	27/686	24/610	9/229	12.0/.34	66.0/30.0	QS	ZDR072724-0303	8145-01-582-5467			
			11/279	12.7/.36	67.0/30.4	QS	ZDR072724-0305	8145-01-582-5476			
			13/330	13.4/.38	69.0/31.4	QS	ZDR072724-0505				
		27/686	9/229	12.0/.34	66.0/30.0		ZDR072727-0303				
			11/279	12.7/.36	67.0/30.4		ZDR072727-0305				
			13/330	13.4/.38	69.0/31.4		ZDR072727-0505				
	30/762	27/686	9/229	13.0/.37	68.0/30.9	QS	ZDR073027-0303	8145-01-582-5488			
			11/279	13.7/.39	69.0/31.4	QS	ZDR073027-0305	8145-01-582-5496			
			13/330	14.4/.41	71.0/32.2	QS	ZDR073027-0505				
		30/762	9/229	13.0/.37	68.0/30.9		ZDR073030-0303				
			11/279	13.7/.39	69.0/31.4		ZDR073030-0305				
			13/330	14.4/.41	71.0/32.2		ZDR073030-0505				
8U 14.12" (358 mm)	24/610	21/534	9/229	21.25/540	11.9/.34	69.0/31.4	+/-		ZDR082421-0303		
			11/279		12.6/.36	70.0/31.8	+/-		ZDR082421-0305		
			13/330		13.4/.38	72.0/32.7	+/-		ZDR082421-0505		
		9/229	11.9/.34		69.0/31.4	+/-		ZDR082424-0303			
		11/279	12.6/.36		70.0/31.8	+/-		ZDR082424-0305			
		13/330	13.4/.38		72.0/32.7	+/-		ZDR082424-0505			
	27/686	24/610	9/229	13.0/.37	71.0/32.2	+/-	QS	ZDR082724-0303	8145-01-582-5218		
			11/279	13.7/.39	72.0/32.7	+/-	QS	ZDR082724-0305	8145-01-582-5155		
			13/330	14.5/.41	74.0/33.6	+/-	QS	ZDR082724-0505			
		27/686	9/229	13.0/.37	71.0/32.2	+/-		ZDR082727-0303			
			11/279	13.7/.39	72.0/32.7	+/-		ZDR082727-0305			
			13/330	14.5/.41	74.0/33.6	+/-		ZDR082727-0505			
	30/762	27/686	9/229	14.1/.40	73.0/33.1	+/-	QS	ZDR083027-0303	8145-01-582-5241		
			11/279	14.8/.42	74.0/33.6	+/-	QS	ZDR083027-0305	8145-01-582-5278		
			13/330	15.6/.44	76.0/34.5	+/-	QS	ZDR083027-0505			
		30/762	9/229	14.1/.40	73.0/33.1	+/-		ZDR083030-0303			
			11/279	14.8/.42	74.0/33.6	+/-		ZDR083030-0305			
			13/330	15.6/.44	76.0/34.5	+/-		ZDR083030-0505			
9U 15.87" (403 mm)	24/610	21/534	9/229	24.75/629	12.2/.35	75.0/34.1			ZDR092421-0303		
			11/279		13.6/.38	76.0/34.5		ZDR092421-0305			
			13/330		14.3/.40	78.0/35.4		ZDR092421-0505			
		9/229	12.2/.35		75.0/34.1		ZDR092424-0303				
		11/279	13.6/.38		76.0/34.5		ZDR092424-0305				
		13/330	14.3/.40		78.0/35.4		ZDR092424-0505				
	27/686	24/610	9/229	13.7/.39	77.0/35.0	QS	ZDR092724-0303	8145-01-582-5317			
			11/279	14.8/.42	78.0/35.4	QS	ZDR092724-0305	8145-01-582-5325			
			13/330	15.6/.44	80.0/36.3	QS	ZDR092724-0505				
		27/686	9/229	13.7/.39	77.0/35.0		ZDR092727-0303				
			11/279	14.8/.42	78.0/35.4		ZDR092727-0305				
			13/330	15.6/.44	80.0/36.3		ZDR092727-0505				
	30/762	27/686	9/229	15.2/.43	79.0/35.0	QS	ZDR093027-0303	8145-01-582-5333			
			11/279	16.0/.45	80.0/35.4	QS	ZDR093027-0305	8145-01-582-5339			
			13/330	16.7/.47	82.0/36.6	QS	ZDR093027-0505				
		30/762	9/229	15.2/.43	79.0/35.0		ZDR093030-0303				
			11/279	16.0/.45	80.0/35.4		ZDR093030-0305				
			13/330	16.7/.47	82.0/36.6		ZDR093030-0505				
10U 17.62" (448 mm)	24/610	21/534	9/229	24.75/629	13.7/.39	79.0/35.8	+/-		ZDR102421-0303		
			11/279		14.5/.41	80.0/36.2	+/-		ZDR102421-0305		
			13/330		15.5/.44	82.0/37.3	+/-		ZDR102421-0505		
		9/229	13.7/.39		79.0/35.8	+/-		ZDR102424-0303			
		11/279	14.5/.41		80.0/36.2	+/-		ZDR102424-0305			
		13/330	15.5/.44		82.0/37.3	+/-		ZDR102424-0505			
	27/686	24/610	9/229	15.0/.42	81.0/36.8	+/-	QS	ZDR102724-0303	8145-01-582-5129		
			11/279	15.8/.45	82.0/37.2	+/-	QS	ZDR102724-0305	8145-01-582-5081		
			13/330	16.7/.47	84.0/38.2	+/-	QS	ZDR102724-0505			
		27/686	9/229	15.0/.42	81.0/36.8	+/-		ZDR102727-0303			
			11/279	15.8/.45	82.0/37.2	+/-		ZDR102727-0305			
			13/330	16.7/.47	84.0/38.2	+/-		ZDR102727-0505			
	30/762	27/686	9/229	16.3/.46	83.0/37.6	+/-	QS	ZDR103027-0303	8145-01-582-7460		
			11/279	17.1/.48	84.0/38.2	+/-	QS	ZDR103027-0305	8145-01-582-7486		
			13/330	17.9/.51	86.0/39.1	+/-	QS	ZDR103027-0505			
		30/762	9/229	16.3/.46	83.0/37.6	+/-		ZDR103030-0303			
			11/279	17.1/.48	84.0/38.2	+/-		ZDR103030-0305			
			13/330	17.9/.51	86.0/39.1	+/-		ZDR103030-0505			



Need Assistance?
Call 1.800.959.5050
to speak to Sales and
Quoting Service Reps
or send an email to
quotes@zerocases.com

©2011 ZERO MANUFACTURING INC., ZERO CASES (UK) LTD. ALL RIGHTS RESERVED. ZERO reserves the right to modify product specifications, features and information. Technical information is known to be correct at the time of publication.

EIA UNITS in/mm A	BODY DEPTH in/mm B	RACK DEPTH in/mm C	COVER HEIGHT in/mm D + E	CASE HEIGHT in/mm F	VOLUME cubic ft/m	WEIGHT lb/kg	SWAY + / -	QUICK SHIP	ZERO PART #	NSN	WARRIOR ZDR 11U-15U	
11U 19.38" (492 mm)	24/610	21/534	9/229	28.25/718	14.7/.42	80.0/36.2			ZDR112421-0303		<p>WARRIOR ZDR Shock Mount includes a 19" Rack. All weights are approximate.</p> <p>Std load range: 20-80 lbs (9.1-36.3 kg)</p> <p>+/- = Sway space to be increased or decreased dependent on customer selection.</p> <p>▼ = Decreased Sway Space</p> <p>QS = Quick-Ship is Available</p> <p>Drawing Specifications:</p> <p>Cover Height: 03 = 4.5 in (114.3 mm) (Exterior) 05 = 6.5 in (165.1 mm)</p> <p>Inside Depth: 03 = 3.0 in (76.2 mm) 05 = 5.0 in (127 mm)</p> <p>Case Width G = 27.25 in (692 mm)</p>	
			11/279		15.6/.44	81.0/36.6			ZDR112421-0305			
			13/330		16.5/.47	83.0/37.6			ZDR112421-0505			
		9/229	14.7/.42		80.0/36.2			ZDR112424-0303				
		11/279	15.6/.44		81.0/36.6			ZDR112424-0305				
		13/330	16.5/.47		83.0/37.6			ZDR112424-0505				
	27/686	24/610	9/229	16.0/.45	82.0/37.2			QS	ZDR112724-0303	8145-01-582-7491		
			11/279	16.9/.48	83.0/37.6			QS	ZDR112724-0305	8145-01-582-7683		
			13/330	17.8/.50	85.0/38.6			QS	ZDR112724-0505			
		9/229	16.0/.45	82.0/37.2				ZDR112727-0303				
		11/279	16.9/.48	83.0/37.6				ZDR112727-0305				
		13/330	17.8/.50	85.0/38.6				ZDR112727-0505				
	30/762	27/686	9/229	17.3/.49	84.0/38.2			QS	ZDR113027-0303	8145-01-582-7690		
			11/279	18.2/.52	85.0/38.6			QS	ZDR113027-0305	8145-01-582-7725		
			13/330	19.1/.54	87.0/39.5			QS	ZDR113027-0505			
		9/229	17.3/.49	84.0/38.2				ZDR113030-0303				
		11/279	18.2/.52	85.0/38.6				ZDR113030-0305				
		13/330	19.1/.54	87.0/39.5				ZDR113030-0505				
	12U 21.25" (536 mm)	24/610	21/534	9/229	28.25/718	15.6/.44	80.0/36.2	▼		ZDR122421-0303		
				11/279		16.5/.47	81.0/36.6	▼		ZDR122421-0305		
				13/330		17.5/.50	83.0/37.6	▼		ZDR122421-0505		
			9/229	15.6/.44		80.0/36.2	▼		ZDR122424-0303			
			11/279	16.5/.47		81.0/36.6	▼		ZDR122424-0305			
			13/330	17.5/.50		83.0/37.6	▼		ZDR122424-0505			
27/686		24/610	9/229	17.0/.48	82.0/37.2			QS	ZDR122724-0303			
			11/279	17.9/.51	83.0/37.6			QS	ZDR122724-0305			
			13/330	18.9/.53	85.0/38.6			QS	ZDR122724-0505	6625-01-543-2932		
		9/229	17.0/.48	82.0/37.2				ZDR122727-0303				
		11/279	17.9/.51	83.0/37.6				ZDR122727-0305				
		13/330	18.9/.53	85.0/38.6				ZDR122727-0505				
30/762		27/686	9/229	18.4/.52	84.0/38.2			QS	ZDR123027-0303	8145-01-582-7730		
			11/279	19.3/.55	85.0/38.6			QS	ZDR123027-0305	8145-01-582-7734		
			13/330	20.3/.57	87.0/39.5			QS	ZDR123027-0505			
		9/229	18.4/.52	84.0/38.2				ZDR123030-0303				
		11/279	19.3/.55	85.0/38.6				ZDR123030-0305				
		13/330	20.3/.57	87.0/39.5				ZDR123030-0505				
14U 24.62" (625 mm)		24/610	21/534	9/229	33.50/785	17.2/.49	85.0/38.6			ZDR142421-0303		
				11/279		18.4/.52	86.0/39.1			ZDR142421-0305		
				13/330		19.3/.55	88.0/40.0			ZDR142421-0505		
			9/229	17.2/.49		85.0/38.6			ZDR142424-0303			
			11/279	18.4/.52		86.0/39.1			ZDR142424-0305			
			13/330	19.3/.55		88.0/40.0			ZDR142424-0505			
	27/686	24/610	9/229	18.9/.53	87.0/39.5			QS	ZDR142724-0303	8145-01-582-7898		
			11/279	20.0/.57	88.0/40.0			QS	ZDR142724-0305	8145-01-582-8177		
			13/330	21.0/.59	90.0/40.9			QS	ZDR142724-0505			
		9/229	18.9/.53	87.0/39.5				ZDR142727-0303				
		11/279	20.0/.57	88.0/40.0				ZDR142727-0305				
		13/330	21.0/.59	90.0/40.9				ZDR142727-0505				
	30/762	27/686	9/229	20.6/.58	89.0/40.5			QS	ZDR143027-0303			
			11/279	21.6/.61	90.0/40.9			QS	ZDR143027-0305			
			13/330	22.7/.64	92.0/41.8			QS	ZDR143027-0505	5895-01-552-9388		
		9/229	20.6/.58	89.0/40.5				ZDR143030-0303				
		11/279	21.6/.61	90.0/40.9				ZDR143030-0305				
		13/330	22.7/.64	92.0/41.8				ZDR143030-0505				
	15U 26.37" (670 mm)	24/610	21/534	9/229	33.50/851	18.4/.52	85.0/38.7	▼		ZDR152421-0303		
				11/279		19.3/.55	86.0/39.1	▼		ZDR152421-0305		
				13/330		20.6/.58	88.0/40.0	▼		ZDR152421-0505		
			9/229	18.4/.52		85.0/38.7	▼		ZDR152424-0303			
			11/279	19.3/.55		86.0/39.1	▼		ZDR152424-0305			
			13/330	20.6/.58		88.0/40.0	▼		ZDR152424-0505			
27/686		24/610	9/229	20.0/.57	87.0/39.5			QS	ZDR152724-0303	8145-01-582-8182		
			11/279	21.0/.59	88.0/40.0			QS	ZDR152724-0305	8145-01-582-8187		
			13/330	22.2/.63	90.0/40.9			QS	ZDR152724-0505			
		9/229	20.0/.57	87.0/39.5				ZDR152727-0303				
		11/279	21.0/.59	88.0/40.0				ZDR152727-0305				
		13/330	22.2/.63	90.0/40.9				ZDR152727-0505				
30/762		27/686	9/229	21.6/.61	89.0/40.5			QS	ZDR153027-0303	8145-01-582-8263		
			11/279	22.7/.64	90.0/40.9			QS	ZDR153027-0305	8145-01-582-8276		
			13/330	23.8/.67	92.0/41.8			QS	ZDR153027-0505			
		9/229	21.6/.61	89.0/40.5				ZDR153030-0303				
		11/279	22.7/.64	90.0/40.9				ZDR153030-0305				
		13/330	23.8/.67	92.0/41.8				ZDR153030-0505				



Need Assistance?
Call 1.800.959.5050
to speak to Sales and Quoting Service Reps or send an email to quotes@zerocases.com

©2011 ZERO MANUFACTURING INC., ZERO CASES (UK) LTD. ALL RIGHTS RESERVED. ZERO reserves the right to modify product specifications, features and information. Technical information is known to be correct at the time of publication.